

TEACHING NOTES

A PAIR of PEARS and an ORANGE

Title

A Pair of Pears and an Orange

Author

Anna McGregor

Publication

June 2021

Category


Picture book

ISBN 9781922310750

PLOT

An adorable story about making new friends and finding creative solutions to playground problems.

Big Pear and Little Pear love playing together. But when Orange joins in, their games don't work, and Big Pear feels left out. A relatable, hilarious, and kind-hearted tale about navigating friendship when three definitely starts to feel like a crowd! From the author of much-loved *Anemone is not the Enemy*.



THEMES

Friendship Games

Friendship triangles

Creative problem-solving

Imagination and play

New experiences

DISCUSSION TOPICS

* How do you feel after reading this book?



* Which was your favourite page, and why?

* Have you ever found it tricky to be the new kid in a social situation?

What helped you to settle in — or did you move on and find a group or person who you were better suited to?

If you're struggling right now to make friends, what would your ultimate friend be like?

* Have you ever found it hard to include someone new into your friendship group? How did you work this out?



ACTIVITIES

Word play

- The title of this story contains a **homophone**. A homophone is a word that sounds the same as another word but has a different meaning, like 'pear' and 'pair'. As a group, can you brainstorm a list of other homophones?

Craft

- Make some fruit friends! Pears and oranges are great choices, but you could make a cute character out of lots of other fruits, such as bananas, apples, lemons, avocados (did you know they're technically fruit?!), or even a vegetable such as a capsicum or carrot.
- You could stick on some googly-eye stickers for the eyes and use twigs or toothpicks for arms and legs. How will you make the mouth? You could cut a mouth shape into the fruit/vegetable, use a sticker, or even attach a raspberry with a toothpick.
- Make a stop-motion animation with your new characters. If you've made pear and orange pals, you could use them to make an animation of the story you've just read. Once you're done, eat your fruit n veg!

AUTHOR BIOGRAPHY



Anna McGregor is devoted to giving her young readers modern, quirky, and conceptual stories from the heart. Now based in Melbourne, Anna grew up in

different corners of regional Australia – from the goldfields to the tropics. Anna finds her ideas by turning the day-to-day on its head, merging two unrelated thoughts, or exploring wordplay – but always with a story that connects to the human experience.

What was your inspiration for writing *A Pair of Pears and an Orange*?

I was brainstorming word-play ideas, and *A Pair of Pears and an Orange* immediately felt like a story. My family moved a lot when I was growing up, and being the new kid made me very in-tune to friendship dynamics. I have a lot of empathy for all the characters, and I hope that comes through in the story. No character is right or wrong in their actions; they are simply reacting, learning, and evolving. I think it's quite relatable.

Can you tell us how you first became a writer/illustrator?

I'm a graphic designer, which sometimes requires my words and illustrations, but I didn't consider writing and illustrating children's books until I became a mum. Reading stories to my baby became a nice routine for us both. I fell in love with the artform of picture books and decided to try it out for myself and learn the craft. I found many amazing resources online and joined local critique groups to get feedback on my work.

Who are some of your favourite picture book creators?

I think Carson Ellis is a genius, I love Sandra Boynton's humour, and I'm a big fan of any collaboration by Mac Barnett and Jon Klassen or Davina Bell and Allison Colpoys.

